sylvac

Experts in connected metrology !

SYLCOM SOFTWARE

Visualize, save, analyze and export measurement data

SWISS MADE

Intuitive and user-friendly

Multi-functions

LITE
STANDARD
PRO
EXPERT
Several versions

Sylvac SA */ Avenue des Sciences 19, 1400 Yverdon-les-Bains / Tel : +41 21 637 67 57 / Web : www.sylvac.ch / Email. sales@sylvac.ch*

Presentation of the software

DESCRIPTION

SYLCOM distinguishes itself from other quality softwares by its simplicity of use, which allows you to get started very quickly with connected control stations, without any special knowledge and without having to make a heavy investment.

SYLCOM allows to visualize in different modes the values coming from the connected instruments with the indication of the tolerance status, to create measurement sequences, to save the values in the local database or on a Cloud server, to analyze the results and the defined traceability fields or to export the data to a third party software (Excel, SPC, ERP, etc.) in different predefined formats, to name only a few of the main features.

SYLCOM is available in 4 different versions, each offering specific connection possibilities and capabilities which are detailed later in this document:

LITE VERSION

Free version of the software allowing to connect 1 instrument and 1 pedal.

SYLCOM LITE

STANDARD VERSION

Basic version of the software with standard functions allowing to connect up to 16 instruments or pedals, by USB cable (maximum 15) by Bluetooth® or by M-BUS modules.

SYLCOM STANDARD

PRO VERSION

PRO version of the software allowing to connect up to 15 instruments by USB cable, up to 40 instruments by Bluetooth® and up to 128 instruments by M-BUS modules (total maximum 128 connected instruments). Several features such as control plans, monitoring, statistics and SPC export are available.

SYLCOM PRO

EXPERT VERSION

EXPERT version of the software offering the same functionalities as the PRO version, but with the additional possibility of connecting up to 500 instruments via Bluetooth® with the «On the fly» mode, of communicating in the OPC-UA protocol and of automatically suggesting tool corrections to certain CNCs.

SYLCOM EXPERT

Version comparison

Technical data	Sylcom LITE	Sylcom Standard	Sylcom PRO	Sylcom Expert
Max. number of instruments (Total/Cable/Bluetooth®)	1/1/1	16/15/16	128/15/40	128/15/500
Tolerance, numeric, bar graph, histogram, Go/No Go, manual data insertion	x	x	x	x
Statistics display			x	x
Basic calculation	x	x	x	x
Planarity and custom formulas		x	x	x
Multiscale data, simple sequence, auto-detection of the instrument, customizable background	x	x	x	x
Action programming, mixing measurements, traceability fields, control plans, skip a measurement or a control, monitoring, display active characteristic only			x	x
Foot pedal (USB, BT), bar code reader, MB-I/O, M-Bus	x	x	x	x
Exports focus/file/Excel/COM port	x	x	x	x
Export SPC			x	x
Create, activate or deactivate a user	x	x	x	x
Workmenu & flashing display	x	x	x	x
"On the fly" mode, no pairing				x
OPC-UA mode				x
Tool(s) corrector (Machine Tool Compensation)				x

Software updates

Updates of our software with improvements or additional features are frequently made available on our website: **www.sylvac.ch**.

You can also test our software for free for 60 days.

Computer specifications

In order to ensure optimal and fast connection of the instruments and proper operation of the software, it is important that the performance of the computer or tablet on which SYLCOM is installed has the following minimum specifications :

- Windows 7 or 10 multicore, 64-bit processor (Intel recommended)
- Hardware: 4GB RAM (8 GB recommended)
- Hard disk: minimum free space 200 MB
- Screen resolution: minimum 1280x800 (1920x1080 recommended)
- Excel 2013 (for Excel export)

Mobile solution

SYLCOM ON MOBILE TABLET

Easily measure your parts and get clear results classified according to your needs directly in the software.

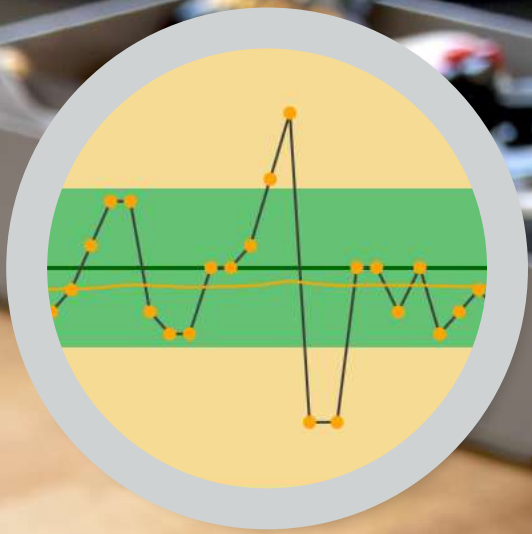

STATISTICS VIEW

FAST
MEASUREMENT

Instrument connections

The first step after the installation of our SYLCOM software is to connect the Sylvac instruments to it, which can be done in several ways :

- By USB cable
- By Bluetooth® technology
- By M-BUS modules

CONNECTION
IN SECONDS

Connection via USB cable

Connection via Bluetooth® technology

Connection via M-BUS modules

Instruments of other brands compatible with the DIGIMATIC system can be connected with their original cable via the M-BUS DIGIMATIC 1D or 4D module (see on the right).

For instruments and equipment that cannot be connected, we offer the possibility to enter the measured values manually via the keyboard. It is thus possible to create sequences or control plans combining values from connected instruments with those from unconnected equipment. The same applies to attributive controls (GO/NG).

This makes it possible to obtain complete test results including all information from different sources.

M-BUS 1D module

INSTRUMENTS CONNECTED VIA BLUETOOTH® TECHNOLOGY

For computers or tablets with Windows 10 operating system, it is possible to connect up to 5 instruments with Bluetooth® technology directly via the computer's built-in Bluetooth® without the need for a dongle.

However, the use of our Bluetooth® dongle is recommended to simplify and secure the connection of the instruments.

981-7100 Bluetooth® dongle for connecting up to 8 instruments.

M-Bus modules

All software versions (except LITE) allow the connection of different instruments via our M-BUS interface system. The M-BUS RS module connected to the computer by USB cable acts as a master communication module to which the following additional modules can be added :

- M-BUS 4C for the connection of Sylvac capacitive probes
- M-BUS 4i for the connection of Sylvac inductive sensors
- M-BUS 4P for the connection of Sylvac digital sensors
- M-BUS 4D for the connection of Mitutoyo or other instruments via DIGIMATIC cable
- M-BUS AG for the connection of air buffers air plug gauges

M-BUS 4D module

M-BUS 4P module



M-BUS AG module

M-BUS 4C module

M-BUS 4i module

M-BUS I/0 MODULE

This module with 8 opto-coupled inputs/outputs allows the connection of an industrial signal lamp, an audible alarm or to communicate with a PLC. The SYLCOM station thus equipped can be used for robotics and automation applications. Up to 5 M-BUS I/O modules can be connected directly after the M-BUS RS master module.

M-BUS I/O module

Main features for all version

- Management of several users with password allowing personalized actions.
- Main home screen allowing to visualize the connected instruments and the available configurations (parts).
- Creation of unlimited number of pages and characteristics, each characteristic corresponding to a dimension to control.
- Choice of display mode and parameters for each characteristic.
- Assign an instrument to each characteristic by simply moving it.
- Possibility to resize the characteristics display and to download the image or the drawing of the part in the background.
- View the tolerance status (GO/NG/REWORK) of the characteristic.
- Visualization of the status of a whole page (GO(NG) with several characteristics, for example in the case of a multicote installation.
- Auto detection of the active page by moving the instrument.
- Work in sequence or multicote mode.
- Choice of trigger for saving data (pedal or keyboard).
- TIMER function for automatic data collection at defined intervals.
- Saving of configurations with the possibility to assign a barcode or a QR code to them for their recall a barcode or a QR code for their recall.
- Part number management.
- Possibility to replace an instrument by another one and to reflect the change to all the existing configurations.
- Possibility of assigning a sound to validate the saving of the data.
- UNDO function allowing to go back and erase the last stored value.
- Possibility to work in «BLIND» mode, the displayed value is only refreshed when the data has been saved.
- Possibility to apply an action (CLEAR, PRESET, SET, STORE) to a single channel or to an entire page.
- Installation of a local SQL database during the installation of Sylcom allowing to save 1 million values.
- MONITORING menu allowing to visualize all saved data and to sort them according to different predefined filters.
- Connection of M-Bus modules.

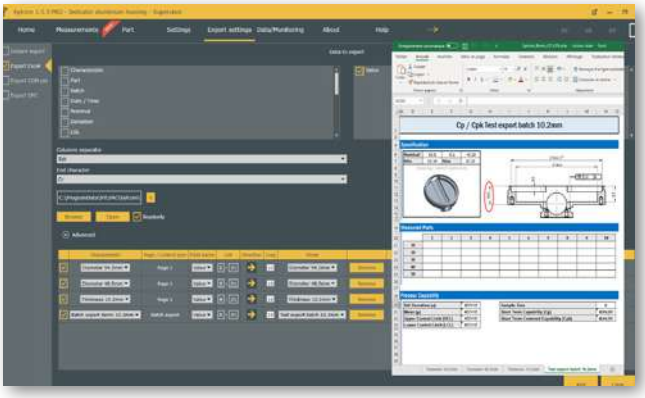

Excel export

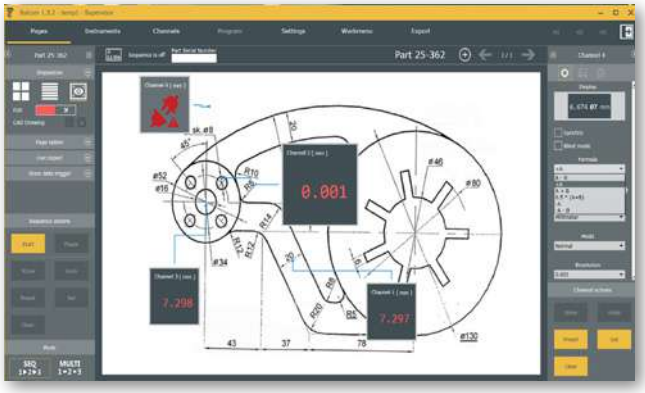

Display of the measurement of a multi-dimensional part with drawing of the part in the background

Multiple displays: Bar graph, numeric, Go/no Go and histogram for clear display of measurements

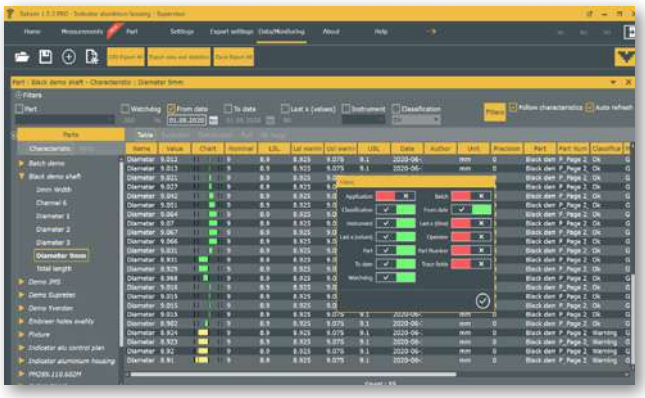

Monitoring

Creation of an unlimited number of channels

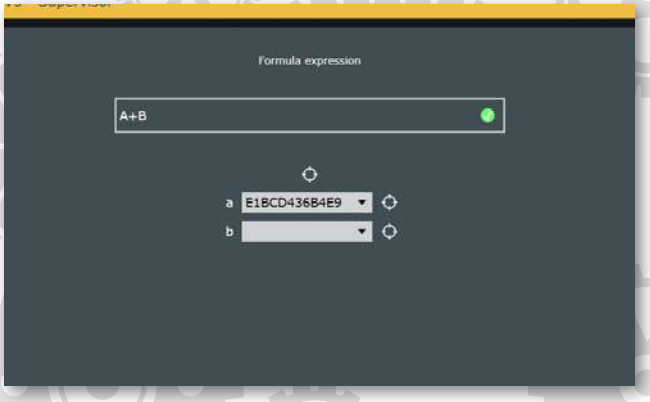

Simple formulas

Unique features

UNIQUE FEATURES FOR ALL VERSIONS

Export Menu

The export menu of Sylcom is one of the strong points of our software, it allows to :

- Define the elements to export (date/time, part number, deviation, value, etc.).
- Export data in real time to a defined file or simply to the active program in the foreground on the computer.
- Export data to a defined Excel file by choosing the tab, destination cell, direction and number of values for each characteristic. This fantastic feature allows you to export the values to most existing custom Excel sheets.
- Export data to third party software by assigning a COM port to each characteristic.
- Export data to SPC software (QDAS or other) using predefined formats.

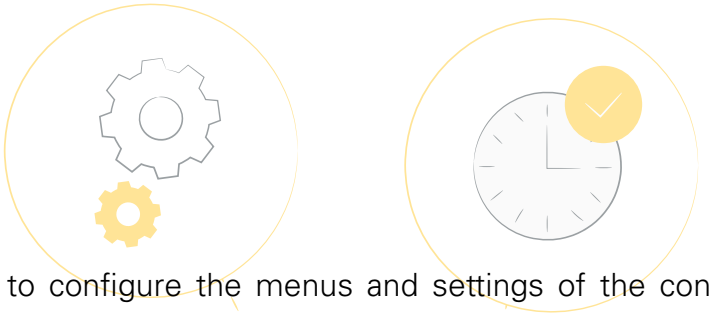

Work Menu

Fantastic tool to configure the menus and settings of the connected instruments. From this menu, you have the possibility to:

- Simply define the functions you wish to have available on the instrument, removing those that are unnecessary for the operator.
- Set up the instrument with tolerance and preset values for example.
- Configure the instrument's HID keyboard according to the country's parameters.

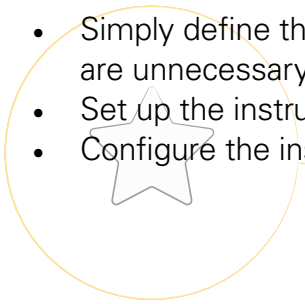

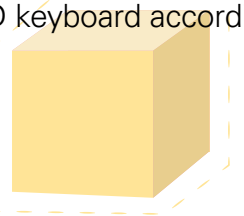

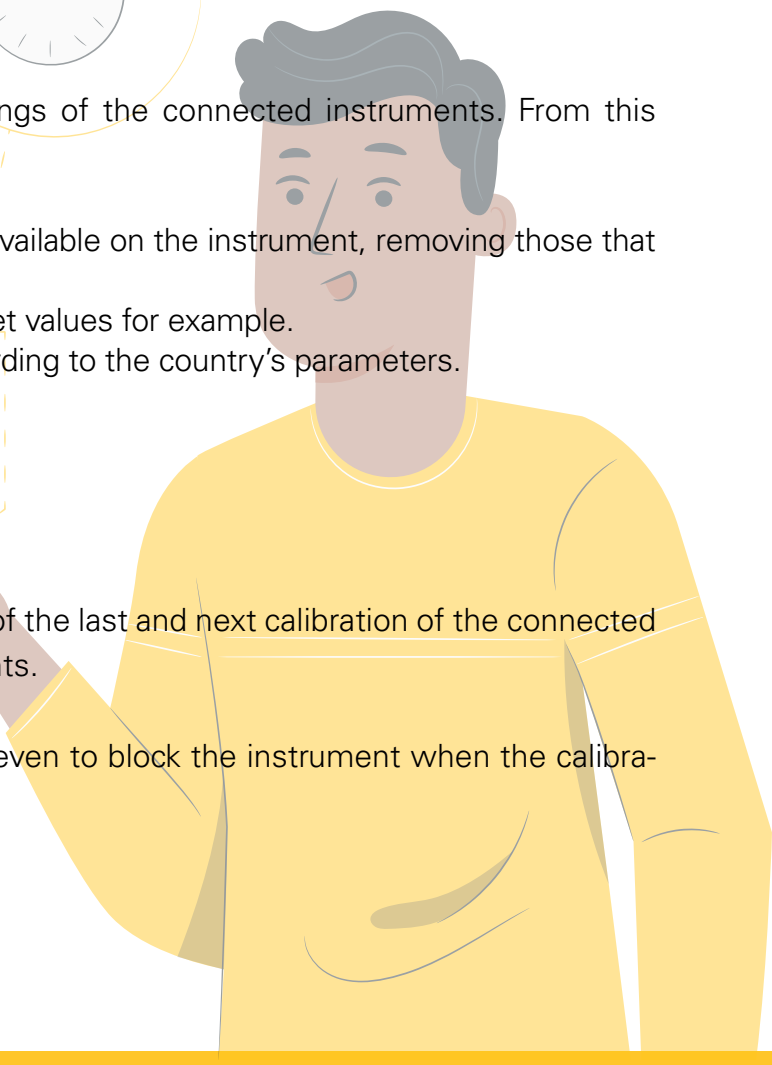

Calibration date

A definite plus is the possibility to enter the date of the last and next calibration of the connected instrument for all our Sylvac IOT Ready instruments.

Possibility to display an alarm in the software or even to block the instrument when the calibration date is exceeded.

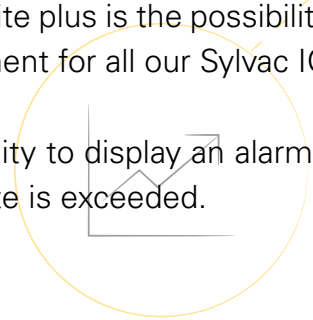

Identification of the instrument

An icon on the characteristic flashes the display of the Sylvac IOT READY instrument assigned to it so that it can be easily identified. Very useful when you have, for example, a set-up with many dial gauges, you know immediately which instrument corresponds to which characteristic.

Battery level

It is a very useful feature to be able to display the battery status of the connected instrument with the estimated percentage remaining.

Work menu: program the menu of your instrument directly via Sylcom

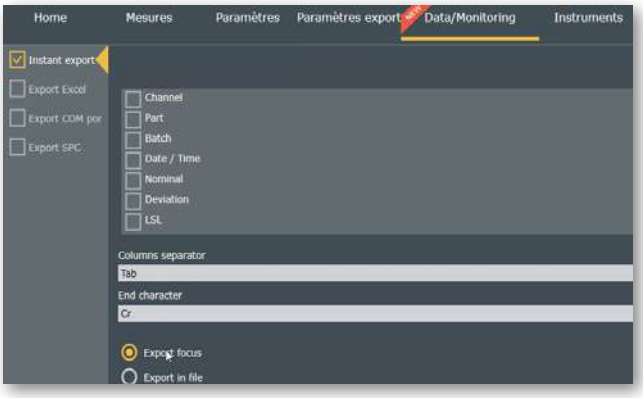

Export menu

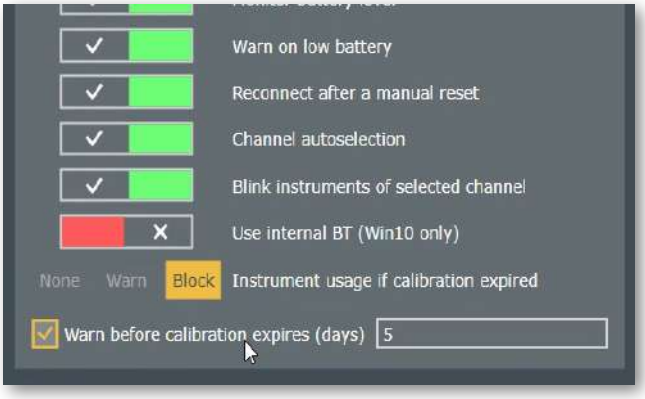

Calibration expiration warning

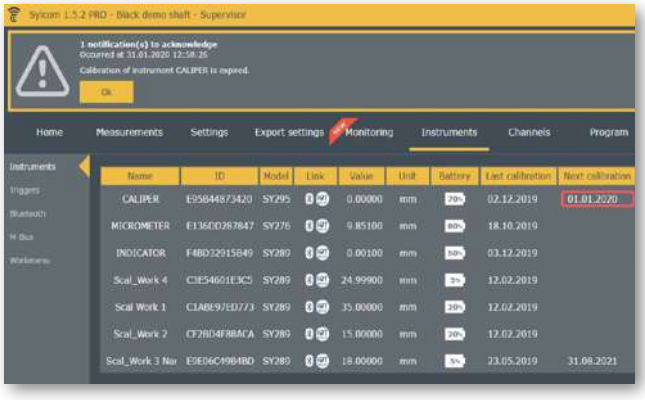

Battery status

Sylcom PRO

THE PROFESSIONAL VERSION

The PRO version offers the following additional features:

- Create control plans guiding the operator through the different steps of the part measurement by displaying only the active characteristic.
- Automatically create control plans from an existing EXCEL file.
- Replicate the modifications made in the source file to all the configurations already created.
- Be able to control or not certain variables or attributes.
- Manage batch controls.
- Define several personalized traceability fields (machine, operator, material, etc.).
- Visualize in real time the evolution of a dimension using different statistical indicators in the form of an evolution table, a histogram or the status of a batch of parts.
- Choose an instrument, assign it to a characteristic and force the operator to use this particular instrument with a defined serial number to measure this characteristic (for example for medical or aerospace applications requiring this traceability).

MAIN FUNCTIONS

Traceability fields

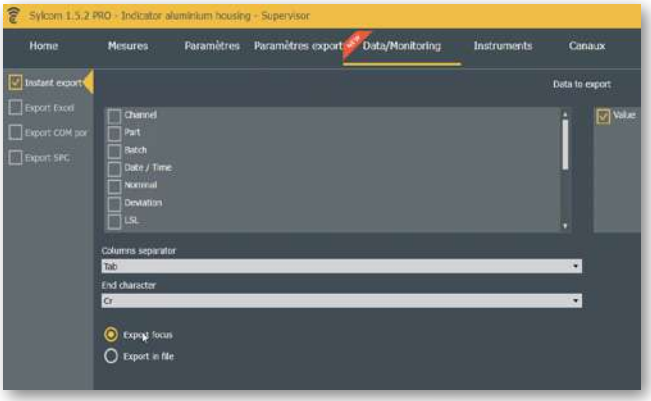

SPC export

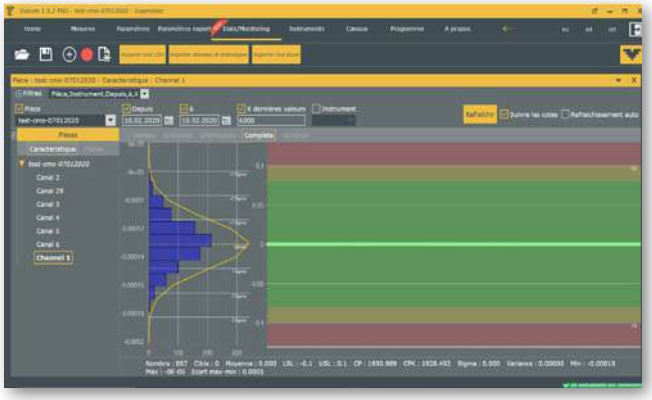

Advanced Monitoring

Control plans

Sylcom EXPERT

THE EXPERT VERSION

The most complete expert version of Sylcom offering the following features (in addition to those of Sylcom Standard and Pro) :

- «On the fly» mode allowing to connect up to 500 Bluetooth® instruments without pairing.
- OPC-UA mode allowing to communicate with different machine tools.
- Tool corrector (Machine Tool Compensation) allowing to identify deviations of a part dimension and tolerances and to propose automatic tool corrections on some CNC machines.

MAIN FUNCTIONS



«On the fly» mode

Tools corrector

Licenses

Except for SYLCOM LITE, the other versions of our software require a license which can be either an electronic license to activate the software or a license loaded on a USB dongle. The licenses are single-user (each computer requires its own license). Licenses on a dongle can be used on different computers, but not simultaneously. Electronic licenses can be transferred to another computer with a little manipulation.

Electronic licenses can be purchased online on our website (available soon).

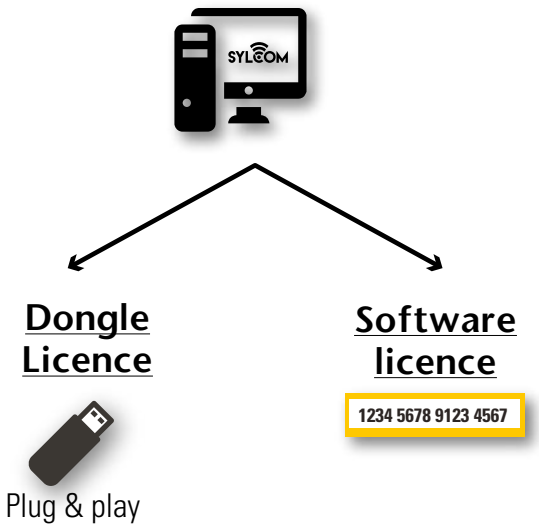

-0.001 0
0.016

SEQ20
Aucune donnée

21.963
-0.002
sylvac

SEQ10
Aucune donnée
sylvac


sylvac

sylvac

Experts in connected metrology !

SYL2107-L-SY-E

Sylvac SA
Avenue des Sciences 19, 1400 Yverdon-les-Bains
Tel : +41 21 637 67 57
Web : www.sylvac.ch
Email. sales@sylvac.ch

The Bluetooth® word mark and logos are registered trademarks owned by the Bluetooth SIG, Inc. and any use of such marks by Sylvac is under license. Other trademarks and trade names are those of their respective owners.